

BOOK SCOUTS

It's all about reading!



WE HAVE BOY SCOUTS, CUB SCOUTS, GIRL SCOUTS, DAISY GIRL SCOUTS, BROWNIE GIRL SCOUTS, AND NOW... BOOK SCOUTS! HERE'S A GREAT WAY TO ENCOURAGE KIDS TO EMBRACE A VARIETY OF READING MATERIAL, FROM MYSTERIES AND POETRY TO BIOGRAPHIES, MAGAZINES, NEWSPAPERS, EVEN COMIC BOOKS. IT'S ALL ABOUT READING!

THE NEED TO READ


The importance of reading skills cannot be overestimated. They serve us in almost everything we do, and they are basic to practically every subject children will study in school. The Book Scout program is a reading incentive plan, providing an opportunity for kids to earn badges for reading almost anything and everything that has words on it. Becoming a "Book Scout" will make kids aware of how often they use their reading skills...not only when reading books, magazines, and newspapers, but reading signs, menus, maps, directions, even cereal boxes! As your students' teacher, you will be the Book Scout Leader, setting standards and monitoring progress throughout the program. You

can make it a month-long project or devote several weeks...it's up to you. Begin by talking with children about a typical day—from the time they wake up in the morning, to the time they go to bed at night. How often do they need to use their reading skills? Are there different opportunities for using reading skills on the weekends...or during family trips? And how do they put their reading skills to work when they visit a special place, such as a museum or even a restaurant? Kids may be surprised at how often they need to read. Give each student a copy of the "Need to Read" grid and ask them to begin the next day, starting at home, to keep track of the number of times they need to read. Provide a zippered sandwich bag in which to keep

the grid and a small crayon, and suggest that they keep it in a pocket so they can quickly color a square on the grid each time they have the need to read. Next, work to create bookbag reading folders for mounting badges and tracking progress, and introduce the Book Scout badges and worksheets. Explain that the worksheet must be completed and signed by a parent or partner in order to earn the badge. Finally...get started by reading the Book Scout reading pledge together as a class (that's one mark on each student's grid) and schedule a trip to the library to check out all of the reading material available. Let the reading begin!

TRACKING PROGRESS


Duplicate a Book Scout bookbag for each student to color and cut out. Glue the bookbag to the front of a manila folder or a folded 12"x18" sheet of construction paper. Have students write their name and "troop" number on it and then distribute copies of the Book Scout reading pledge to glue inside the folder.



SCOUT BADGES

Make copies of the badges and worksheets and designate an area of your classroom or reading center as "Book Scout

Central." Use #10 envelopes to hold worksheets for each reading genre. For example, stock one envelope with fairy tale worksheets, another with non-fiction worksheets, etc., and put a sample of the badge on the front of the envelope. You may want to create special badges and worksheets of your own to give kids a wider range of reading opportunities. Use the blank worksheets and badges for this purpose.



When students have chosen a genre and its worksheet, they answer the questions, have a parent or partner sign it, and then present it to the Book Scout Leader (you) in order to get the badge. Kids then color the badge and glue it to the front of their bookbag and tuck the completed worksheet inside the folder. Then it's on to the next badge.

MILESTONES

You may wish to set short goals for students during the course of the reading program. For example, you can establish levels of "scoutsmanship"... Junior Scout, Senior Scout, Eagle Scout, etc. The idea is that kids would need to earn a certain number of badges or certain types of badges to attain each rank. Award special patches or banners when kids reach these goals...or reward them with pencils, stickers, bookmarks, or special passes for free time, etc. Make it fun; make it worthwhile!

THE BIG PICTURE

In addition to tracking individual progress, track the "big picture"...class progress. Create a graph on a bulletin board and title it "Book Scouts Feel the Need to Read!" Enlarge copies of the various badges and post them along the left edge of the board. Then number the vertical columns and track the number of each type of badge earned by the class as a whole, writing the students' names on the graph squares each time they earn a badge. You'll soon see which badges are the most or least popular. When the class reaches pre-determined goals (50 badges, 100 badges, etc.), plan short celebrations with special treats or favorite activities. You may even want to share a readaloud...a few pages of a chapter book, for example, so that students can earn a chapter book badge as a class.

BOOK LISTS

If students have trouble finding books which qualify for badges, put together a list of book suggestions for the badges and send it home with the parent letter so that kids can find support at home. And...for youngest students, make sure that parents understand that they can help by reading to their child. It all counts, and the time parents and kids spend reading together is time away from the TV...quality time!

THE WRAP-UP

Award certificates to all your scouts at the end of the program, noting the rank they achieved, and plan a party in their honor. Parents may be willing to create a cake in the shape of a book as a special treat. Plan some games with a book theme and show a film based on a favorite book. The idea is to celebrate their accomplishments.



BOOK SCOUTS


feel the need...
the need to READ!

name _____

bookmark

BOOK SCOUT READING PLEDGE

On my honor, I'll do my best
To measure up to this reading test.
I'll try new books and read each day.
I'll track my progress, play-by-play.
Each badge I earn, you'll hear me shout...
Gimme five...I'm a true BOOK SCOUT!



signature _____

date _____

DEAR PARENT,

We are beginning a reading incentive program called **BOOK SCOUTS**. Your student will be working to earn badges by reading many different types of reading material—books, magazines, newspapers, recipes, greeting cards, letters, etc. The idea is to demonstrate the importance of reading skills in our daily life and work. Please encourage and support your child by helping him/her to choose appropriate reading material and complete the badge worksheets. We appreciate your help in this important and worthwhile activity!



Sincerely,


**BOOK SCOUTS FEEL
THE NEED TO READ!**

**BOOK SCOUTS
NEED TO READ!**





Color a square each time
you need to read today.


Name _____

BOOK SCOUT
BOOKBAG



BOOK SCOUT BADGES





Name _____

Book Scout **MYSTERY** Badge

Book title _____

Author _____

What was the mystery in this book? Who solved it? Write your answers on the back of this sheet.

Signature



Name _____

Book Scout **POETRY** Badge

Book title _____

Author _____

What is the title of your favorite poem in this book? Why did you like it? Write your answers on the back of this sheet

Signature



Name _____

Book Scout **BIOGRAPHY** Badge

Book title _____

Author _____

What did you learn about this person's life? Write your answer on the back of this sheet.

Signature



Name _____

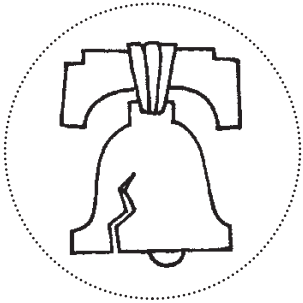
Book Scout **FICTION** Badge

Book title _____

Author _____

Who was the main character in this story? Did he or she remind you of someone you know in real life? Who? Write your answers on the back.

Signature



Name _____

Book Scout **NON-FICTION** Badge

Book title _____

Author _____

On the back of this sheet, write two things that you learned from this book that you didn't know before you read it.

Signature



Name _____

Book Scout **FAIRY TALE** Badge

Book title _____

Author _____

Is this book a fairy tale or a tall tale? How do you know it's not true? Write your answer on the back.

Signature



Name _____

Book Scout **RIDDLE/JOKE** Badge


Book title _____

Author _____

Write your favorite riddle or joke from this book on the back of this sheet.
Then tell it to some friends.

Did they laugh?

Signature



Name _____

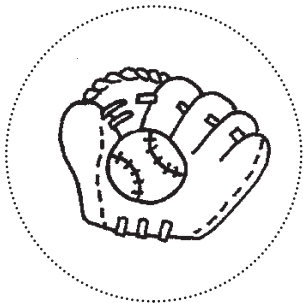
Book Scout **ANIMAL** Badge

Book title _____

Author _____

What animal was the main character in this story? Did the animal have human traits (speak, wear clothes)? Was it fiction or non-fiction? Write your answers on the back.

Signature



Name _____


Book Scout **SPORTS** Badge

Book title _____

Author _____

What sport did you read about in this book? Was it fiction or non-fiction?
Write your answers on the back.

Signature



Name _____


Book Scout **SCIENCE** Badge

Book title _____

Author _____

What did this book teach you that you didn't know before? Did it make you want to learn more? Write your answers on the back of this sheet.

Signature



Name _____


Book Scout **AUTHOR** Badge

Book title _____

Author _____

Why is this author your favorite? What other books have you read by this author? Write your answers on the back of this sheet.

Signature



Name _____

Book Scout **MAGAZINE** Badge

Magazine title _____

Title of article _____

What do you like about reading a magazine? How is it different than reading a book? Write your answer on the back of this sheet.

Signature



Name _____

Book Scout **NEWSPAPER** Badge

Name of newspaper _____

Date of newspaper _____

What did you read about? Was it hard to read? Did someone help you? Did this newspaper have any comics? Write your answers on the back.

Signature



Name _____

Book Scout **RECIPE** Badge

Name of recipe _____

Where did you find it? _____

Name three ingredients you need to make this recipe. Is it for a meal or a snack? Do you need to bake it in an oven? Write your answers on the back of this sheet.

Signature



Name _____

Book Scout **CARD/LETTER** Badge

Card or letter? _____

Who sent it? _____

Did this card or letter have a special message? What was it? How was it signed? Write your answers on the back.

Signature

CONGRATULATIONS!


_____ name

for completing the **BOOK SCOUTS** program.

You earned _____ badges and the rank of _____.

_____ signature

_____ date



CONGRATULATIONS!


_____ name







for completing the **BOOK SCOUTS** program.

You earned _____ badges and rank of _____.







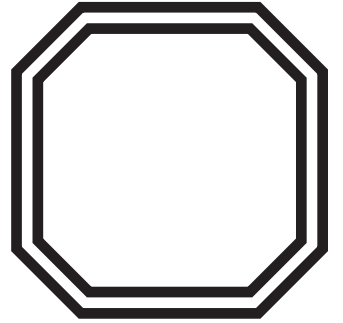


_____ signature


_____ date





BLANK BADGES






Name _____

Book Scout _____ Badge

Book title _____

Author _____

Signature




Name _____

Book Scout _____ Badge

Book title _____

Author _____

Signature



Name _____

Book Scout _____ Badge

Book title _____

Author _____

Signature